
**ORDER-OF-BATTLE AND SORTIE DATA FOR
SELECTED OPERATIONS**

This appendix presents USAF air order-of-battle (AOB) and sortie data for two recent peace operations:

- Operation Joint Endeavor (OJE)
- Operation Uphold Democracy.

OPERATION JOINT ENDEAVOR

Operation Joint Endeavor was established to implement the peace agreement signed in Dayton, Ohio, on November 21, 1995, between Bosnia's Croats, Muslims, and Serbs. On December 15, 1995, the United Nations Security Council authorized the establishment of a NATO-led multinational military Implementation Force (IFOR), consisting of ground, air, and sea forces from NATO and 14 non-NATO countries. On December 16, the North Atlantic Council (NAC) directed that NATO implement OJE and began deploying the main force into Bosnia.¹

Table B.1 presents the USAF AOB from January 18, 1996, through September 6, 1996. These data were compiled from IFOR *Air Component Fact Sheets* published on the Internet.² Table B.2 pro-

¹IFOR Coalition Press, *Information Centre Fact Sheet*, posted on the Internet: gopher://marvin.stc.nato.int:70/11/yugo/.

²gopher://marvin.stc.nato.int:70/11/yugo/.

Table B.1

USAF Air Order-of-Battle Data for Operation Joint Endeavor: January 18, 1996, Through September 6, 1996

Date	F-16		OA-10	ABCCC	EC-130		KC-135	KC-10	MH53J	HC-130P	MH-60L	C-12	F-16C	F-15
	F-15E	A/C/D			(CC)	AC-130			(SAR)	SAR	(SAR)		(Recon)	
1/18/96	8	12	12	4	2	3	10	5	8	2	3	0	0	0
1/26/96	8	12	12	4	2	3	10	5	8	2	3	0	0	0
2/9/96	8	12	12	4	0	4	10	0	8	2	3	1	0	0
2/23/96	8	12	12	3	0	0	0	0	8	2	3	0	0	0
3/1/96	8	12	12	3	0	3	10	0	8	2	3	2	0	0
3/8/96	0	6	6	0	0	0	0	0	8	2	3	2	0	0
3/22/96	0	6	6	3	0	2	10	0	8	2	3	2	0	0
3/29/96	0	6	6	3	0	2	10	0	8	2	3	2	0	0
4/5/96	0	6	6	3	0	2	8	0	4	2	0	2	0	0
4/12/96	0	6	6	3	0	2	9	0	2	2	0	2	0	0
4/19/96	0	6	6	3	0	2	9	0	2	2	0	2	0	0
5/3/96	0	6	6	3	0	2	9	0	4	2	0	2	0	0
5/10/96	0	6	6	3	0	2	8	0	4	2	0	2	0	0
5/24/96	0	6	6	3	0	2	8	0	4	2	0	2	0	0
5/31/96	0	6	6	3	0	2	8	0	2	2	0	3	5	0
6/7/96	0	6	6	3	0	2	8	0	2	2	0	4	5	0
6/13/96	0	6	6	3	0	2	8	0	2	2	4	3	5	0
6/24/96	0	6	6	3	0	2	8	0	2	2	0	4	5	4
7/19/96	0	6	6	3	0	2	8	0	4	2	0	4	0	0
7/26/96	0	6	6	3	0	2	8	0	4	2	0	4	0	0
8/9/96	0	6	6	3	0	2	8	0	4	2	0	4	0	0
8/16/96	0	6	6	3	0	2	8	0	4	2	0	4	0	0
8/23/96	0	6	6	3	0	2	8	0	4	2	0	4	0	0
9/6/96	0	6	6	3	0	2	8	0	4	2	0	4	0	0

SOURCE: IFOR Coalition Press, *Information Centre Fact Sheet*, posted on the Internet: gopher://marvin.stc.nato.int:70/11/yugo/.

NOTE: ABCCC = Airborne Command and Control Center; CC = Compass Call; SAR = Search and Rescue; Recon = Reconnaissance.

Table B.2**USAF Sorties Flown in Operation Joint Endeavor:
January 18, 1996, Through September 6, 1996**

Date	CAP	CAS	Support
18 Jan	406	1870	1150
26 Jan	475	2252	1389
9 Feb	676	2982	1928
23 Feb	933	3790	2502
1 Mar	984	4150	2727
8 Mar	1090	4531	3002
22 Mar	1223	5004	3516
29 Mar	1276	5257	3770
5 Apr	1356	5462	3990
12 Apr	1423	5712	4199
19 Apr	1455	5989	4365
3 May	1524	6436	4771
10 May	1570	6693	5018
24 May	1658	7202	5450
31 May	1717	7417	5661
7 Jun	1781	7661	5907
13 Jun	1873	7975	6209
24 Jun	1947	8214	6460
19 Jul	2132	9373	7505
26 Jul	2173	9726	7808
9 Aug	2220	10324	8281
16 Aug	2242	10612	8512
23 Aug	2267	10864	8744
6 Sep	2308	11390	9188

vides the USAF sortie data during this time, from the same source.³ The sortie data are presented according to functional areas: combat air patrol (CAP), close air support (CAS), and support sorties.

Using the data presented in Table B.1, we categorized the aircraft by mission type—air superiority, ground attack, multirole, or support—and present them in Table B.3. Figure B.1 presents these AOB data graphically, and Figure B.2 charts the cumulative sorties flown.

³Data on all countries participating with air forces are provided at this site. We present data only for USAF aircraft.

Table B.3
USAF AOB for Operation Joint Endeavor,
by Category: January 18, 1996, Through
September 6, 1996

Date	Air Superiority	Ground Attack	Multirole	Support
18 Jan	0	15	20	34
26 Jan	0	15	20	34
9 Feb	0	16	20	28
23 Feb	0	12	20	16
1 Mar	0	15	20	28
8 Mar	0	6	6	15
22 Mar	0	8	6	28
29 Mar	0	8	6	28
5 Apr	0	8	6	19
12 Apr	0	8	6	18
19 Apr	0	8	6	18
3 May	0	8	6	20
10 May	0	8	6	19
24 May	0	8	6	19
31 May	0	8	6	23
7 Jun	0	8	6	24
13 Jun	0	8	6	27
24 Jun	4	8	6	24
19 Jul	0	8	6	21
26 Jul	0	8	6	21
9 Aug	0	8	6	21
16 Aug	0	8	6	21
23 Aug	0	8	6	21
6 Sep	0	8	6	21

Figure B.3 presents the average number of sorties flown per day for each of the time periods.

OPERATION UPHOLD DEMOCRACY

Operation Uphold Democracy was conducted to install Jean-Bertrand Aristide as the legally elected president of Haiti. It was based on a peace agreement reached on September 18, 1994, with the military rulers of Haiti led by General Raoul Cédras.

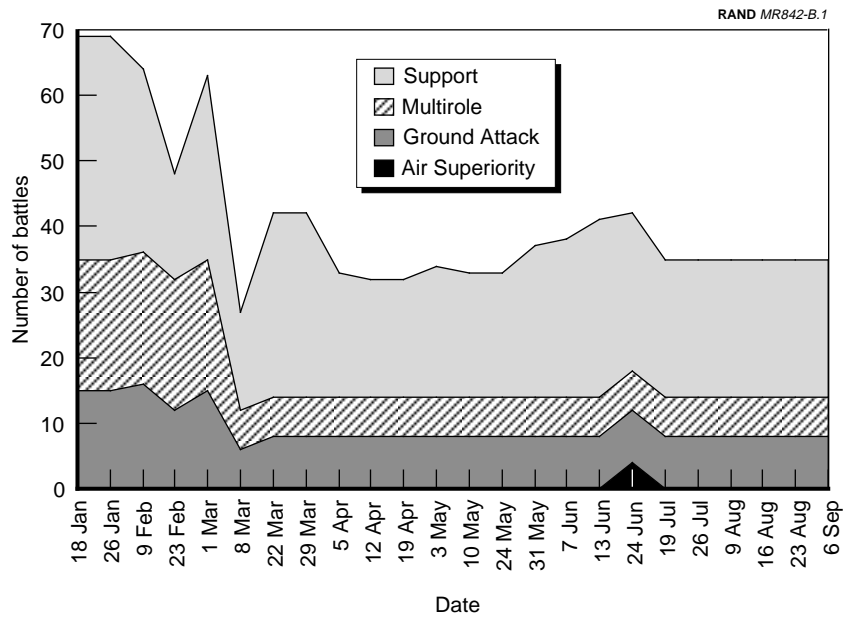


Figure B.1—USAF AOB in Operation Joint Endeavor, by Category: January 18, 1996, Through September 6, 1996

Table B.4 presents the deployment data in 5-day increments, from December 13, 1994, through April 11, 1995, for each airlift aircraft type used. The numbers for each aircraft are cumulative for sorties flown, cargo delivered (in short tons), and passengers delivered (PAX). The last three columns present the cumulative total for all aircraft. Figures B.4, B.5, and B.6 graphically break down, by aircraft type, the cumulative sorties, cargo delivered, and passengers delivered, respectively. Table B.5 presents the sorties flown for all aircraft that participated for the same time period.

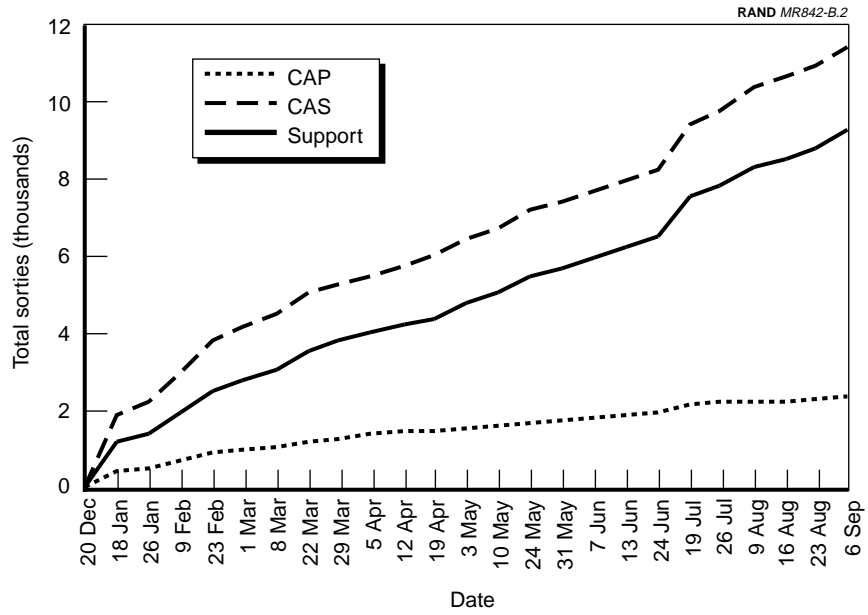


Figure B.2—Cumulative USAF Sorties in OJE, January 18, 1996, Through September 6, 1996

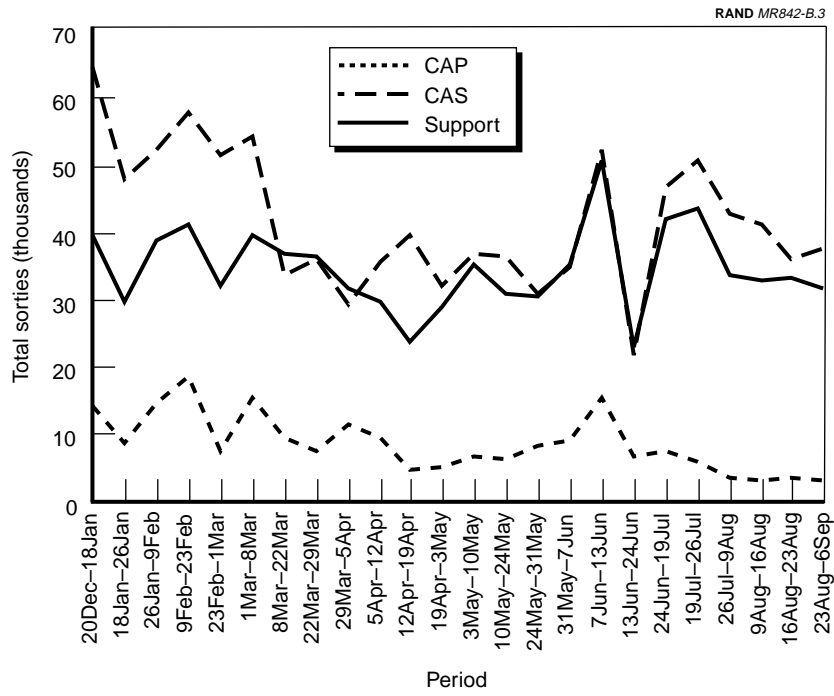


Figure B.3—Average OJE USAF Sorties per Day, by Aircraft Type

Table B.4

Cumulative USAF Airlift Deployment Data for Operation Uphold Democracy

Date	C-5			C-141			C-130			KC-135 A/L			C-9			KC-10 A/L			Total		
	Fln	Cargo	PAX	Fln	Cargo	PAX	Fln	Cgo	PAX	Fln	Cgo	PAX	Fln	Cgo	PAX	Fln	Cgo	PAX	Flown	Cargo	PAX
9/13/94	1	44	2	0	0	0	0	0	0	0	0	0	0	0	0	0	0	0	1	44	2
9/18/94	22	940	920	23	249	243	41	168	314	0	0	0	0	0	0	1	0	0	87	1357	1477
9/23/94	77	3050	2406	184	2206	2285	185	1105	1055	63	8	44	1	0	57	16	0	0	526	6369	5847
9/28/94	105	4287	2998	280	4034	3757	396	2224	3322	73	8	66	1	0	57	19	0	0	874	10553	10200
10/3/94	140	6103	3852	385	5480	4436	442	2456	4086	73	8	66	1	0	57	19	0	0	1060	14047	12497
10/8/94	151	6702	4042	406	5775	5497	462	2538	4365	73	8	66	1	0	57	19	0	0	1112	15023	14027
10/13/94	159	7091	4139	416	6028	5635	467	2576	4445	73	8	66	1	0	57	19	0	0	1135	15702	14342
10/18/94	164	7362	4275	424	6160	5694	471	2579	4570	73	8	66	1	0	57	19	0	0	1152	16109	14662
10/23/94	175	7961	4686	437	6408	5949	496	2629	5597	73	8	66	1	0	57	19	0	0	1201	17006	16355
10/28/94	181	8221	4871	448	6593	6207	506	2682	5973	73	8	66	1	0	57	19	0	0	1228	17504	17174
11/2/94	187	8483	4998	457	6739	6324	514	2719	6112	73	8	66	1	0	57	19	0	0	1251	17949	17557
11/7/94	193	8760	5229	467	6872	6657	524	2728	6563	73	8	66	1	0	57	19	0	0	1277	18368	18572
11/12/94	201	9127	5396	473	6947	6790	532	2753	6747	73	8	66	1	0	57	19	0	0	1299	18835	19056
11/17/94	207	9310	5514	484	7104	6968	532	2753	6747	73	8	66	1	0	57	19	0	0	1316	19175	19352
11/22/94	210	9458	5676	493	7309	7148	532	2753	6747	73	8	66	1	0	57	19	0	0	1328	19528	19694
11/27/94	221	9885	5910	499	7405	7227	532	2753	6747	73	8	66	1	0	57	19	0	0	1345	20051	20007
12/2/94	222	9932	5956	504	7488	7380	532	2753	6747	73	8	66	1	0	57	19	0	0	1351	20181	20206
12/7/94	222	9932	5956	516	7652	7475	532	2753	6747	73	8	66	1	0	57	19	0	0	1363	20345	20301
12/12/94	223	9956	5970	522	7767	7697	532	2753	6747	73	8	66	1	0	57	19	0	0	1370	20483	20537
12/17/94	223	9956	5970	536	7981	8000	532	2753	6747	73	8	66	1	0	57	19	0	0	1384	20698	20840
12/22/94	223	9956	5970	544	8094	8218	532	2753	6747	73	8	66	1	0	57	19	0	0	1392	20811	21058
12/27/94	223	9956	5970	548	8179	8296	532	2753	6747	73	8	66	1	0	57	19	0	0	1396	20896	21136
1/1/95	223	9956	5970	555	8290	8422	532	2753	6747	73	8	66	1	0	57	19	0	0	1403	21007	21262
1/6/95	223	9956	5970	564	8439	8631	532	2753	6747	73	8	66	1	0	57	19	0	0	1412	21155	21471
1/11/95	223	9956	5970	570	8475	8729	532	2753	6747	73	8	66	1	0	57	19	0	0	1418	21191	21569

Table B.4—continued

Date	C-5			C-141			C-130			KC-135 A/L			C-9			KC-10 A/L			Total		
	Fln	Cargo	PAX	Fln	Cargo	PAX	Fln	Cgo	PAX	Fln	Cgo	PAX	Fln	Cgo	PAX	Fln	Cgo	PAX	Flown	Cargo	PAX
1/16/95	223	9956	5970	574	8510	8786	537	2773	6951	73	8	66	1	0	57	19	0	0	1427	21246	21830
1/21/95	223	9956	5970	580	8566	8984	545	2788	6963	73	8	66	1	0	57	19	0	0	1441	21317	22040
1/26/95	223	9956	5970	596	8655	9064	551	2802	7165	73	8	66	1	0	57	19	0	0	1463	21420	22322
1/31/95	223	9956	5970	620	8773	9654	553	2815	7239	73	8	66	1	0	57	19	0	0	1489	21551	22986
2/5/95	223	9956	5970	633	8865	9817	557	2832	7285	73	8	66	1	0	57	19	0	0	1506	21660	23195
2/10/95	223	9956	5970	639	8925	9949	561	2850	7321	73	8	66	1	0	57	19	0	0	1516	21738	23363
2/15/95	223	9956	5970	647	9035	10137	566	2868	7446	73	8	66	1	0	57	19	0	0	1529	21866	23676
2/20/95	223	9956	5970	657	9185	10145	567	2860	7430	73	8	66	1	0	57	19	0	0	1540	22008	23668
2/25/95	223	9956	5970	664	9270	10200	570	2870	7458	73	8	66	1	0	57	19	0	0	1550	22103	23751
3/2/95	223	9956	5970	671	9364	10306	575	2904	7466	73	8	66	1	0	57	19	0	0	1562	22231	23865
3/7/95	223	9956	5970	671	9368	10334	580	2908	7550	73	8	66	1	0	57	19	0	0	1570	22240	23977
3/12/95	223	9956	5970	671	9369	10336	590	2941	7723	73	8	66	1	0	57	19	0	0	1581	22273	24152
3/17/95	223	9956	5970	675	9369	10336	590	2941	7723	73	8	66	1	0	57	19	0	0	1581	22273	24152
3/22/95	223	9956	5970	675	9369	10336	590	2941	7723	73	8	66	1	0	57	19	0	0	1581	22273	24152
3/27/95	223	9956	5970	675	9369	10336	590	2941	7723	73	8	66	1	0	57	19	0	0	1581	22273	24152
4/1/95	223	9956	5970	675	9369	10336	590	2941	7723	73	8	66	1	0	57	19	0	0	1581	22273	24152
4/6/95	223	9956	5970	675	9369	10336	590	2941	7723	73	8	66	1	0	57	19	0	0	1581	22273	24152
4/11/95	223	9956	5970	675	9369	10336	590	2941	7723	73	8	66	1	0	57	19	0	0	1581	22273	24152

NOTES: Fln = sorties flown; cargo = cargo delivered (in short tons); PAX = passengers delivered; A/L = airlifter.

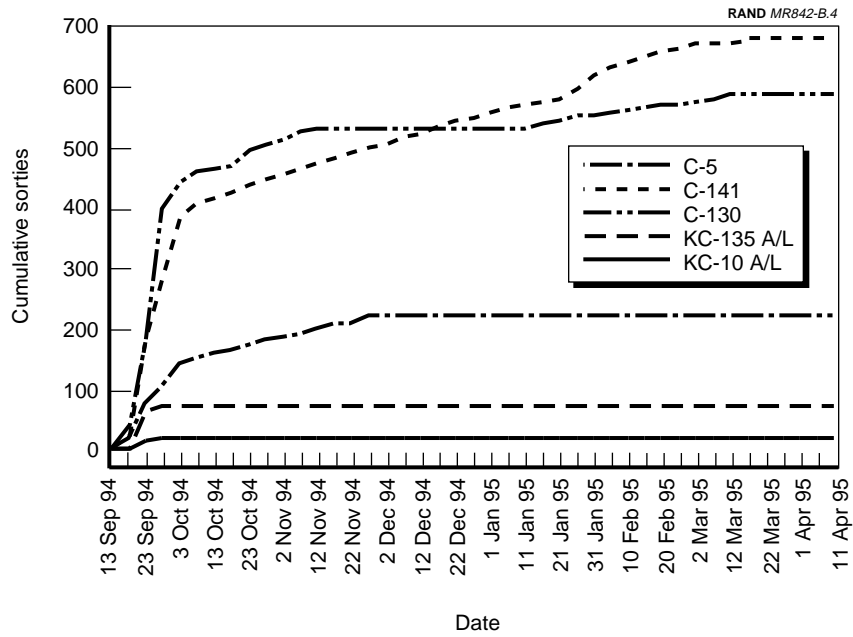
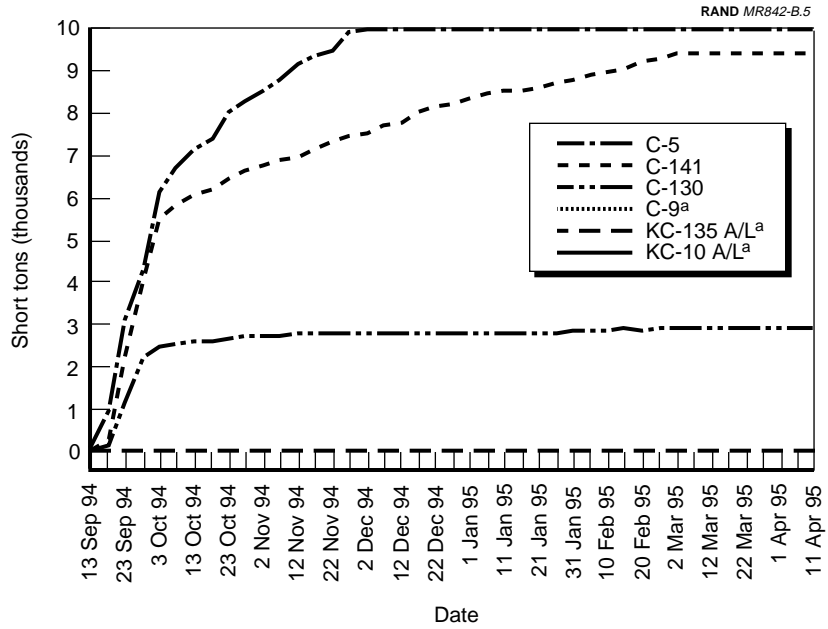


Figure B.4—Cumulative USAF Airlift Deployment Sorties for Operation Uphold Democracy, by Aircraft Type



^aCurves lie on top of each other.

Figure B.5—USAF Cargo Delivered (short tons) in Operation Uphold Democracy

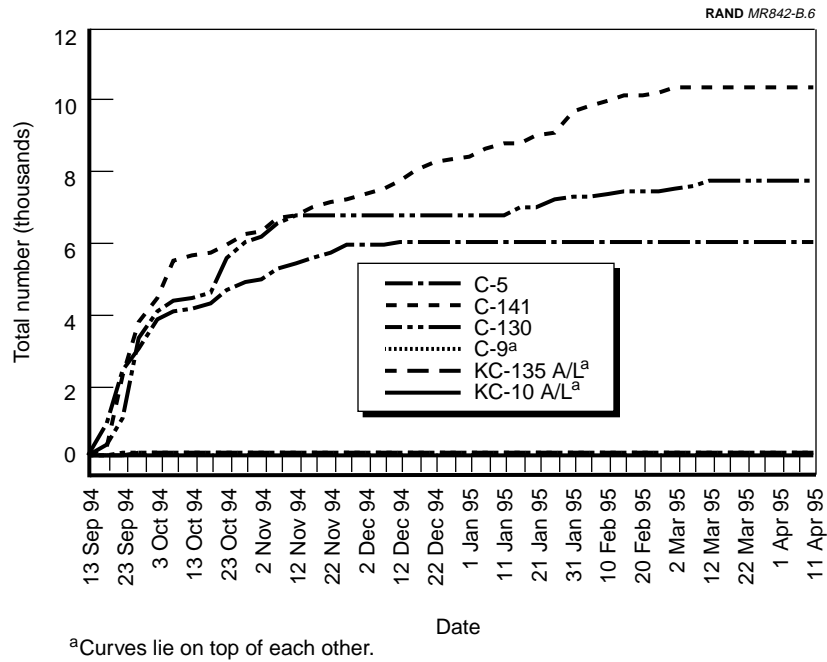


Figure B.6—USAF Passengers Delivered in Operation Uphold Democracy

Table B.5
Cumulative USAF Sorties Flown (Except Deployment) in Operation Uphold Democracy

Date	A-10	F-15 C/D	KC-10	KC-135	C-130 Theatr	AWACS	EC-130 (CC)	EC-135	RJ	EC-130 (CS)	ABCCC	MH-53	MH-60	MC-130	130 Ardp	AC-130	HC-130	U-2	TOT
9/13/94	0	0	0	0	0	0	0	0	0	0	0	0	0	0	0	0	0	0	0
9/18/94	0	0	0	0	0	2	1	1	1	0	0	0	0	0	60	4	2	1	76
9/23/94	0	24	11	3	0	12	1	4	12	1	4	34	3	18	60	20	12	10	161
9/28/94	0	24	94	24	6	21	1	4	16	12	6	44	3	22	60	27	17	11	214
10/3/94	0	24	104	24	22	23	1	5	20	20	10	71	3	26	60	51	25	11	312
10/8/94	0	24	106	28	30	23	2	5	20	23	10	110	6	37	60	65	44	11	410
10/13/94	0	24	106	28	43	23	2	5	20	28	10	135	21	42	60	77	52	11	493
10/18/94	0	24	106	28	76	23	2	5	20	31	10	157	21	44	60	88	61	11	573
10/23/94	0	24	106	28	81	23	2	5	20	31	10	157	28	44	60	89	61	11	586
10/28/94	0	24	106	28	81	23	2	5	20	31	10	157	29	44	60	93	61	11	591
11/2/94	0	24	106	28	81	23	2	5	20	31	10	157	29	44	60	103	61	11	601
11/7/94	0	24	106	28	81	23	2	5	20	31	10	157	29	44	60	107	61	11	605
11/12/94	0	24	106	28	265	23	2	5	20	31	10	157	29	44	60	111	61	11	793
11/17/94	0	24	106	28	267	23	2	5	20	31	10	157	29	44	60	112	61	11	796
11/22/94	0	24	106	28	288	23	2	5	20	31	10	157	29	44	60	114	61	11	819
11/27/94	0	24	106	28	297	23	2	5	20	31	10	157	29	44	60	118	61	11	832
12/2/94	0	24	106	28	305	23	2	5	20	31	10	157	29	44	60	120	61	11	842
12/7/94	0	24	106	28	307	23	2	5	20	31	10	157	29	44	60	120	61	11	844
12/12/94	0	24	106	28	314	23	2	5	20	31	10	157	29	44	60	120	61	11	851
12/17/94	0	24	106	28	325	23	2	5	20	31	10	157	29	44	60	120	61	11	862
12/22/94	0	24	106	28	330	23	2	5	20	31	10	157	29	44	60	120	61	11	867
12/27/94	0	24	106	28	334	23	2	5	20	31	10	157	29	44	60	120	61	11	871

Table B.5—continued

Date	A-10	F-15 C/D	KC- 10	KC- 135	C-130 Theatr	AWACS	EC-130 (CC)	EC- 135	RJ	EC-130 (CS)	ABCCC	MH- 53	MH- 60	MC- 130	130 Ardp	AC- 130	HC- 130	U-2	TOT
1/1/95	0	24	106	28	340	23	2	5	20	31	10	157	29	44	60	120	61	11	877
1/6/95	0	24	106	28	345	23	2	5	20	31	10	157	29	44	60	120	61	11	882
1/11/95	0	24	106	28	347	23	2	5	20	31	10	157	29	44	60	120	61	11	884
1/16/95	0	24	106	28	348	23	2	5	20	31	10	157	29	44	60	120	61	11	885
1/21/95	0	24	106	28	351	23	2	5	20	31	10	157	29	44	60	120	61	11	888
1/26/95	0	24	106	28	358	23	2	5	20	31	10	157	29	44	60	120	61	11	895
1/31/95	0	24	106	28	359	23	2	5	20	31	10	157	29	44	60	120	61	11	896
2/5/95	0	24	106	28	363	23	2	5	20	31	10	157	29	44	60	120	61	11	900
2/10/95	0	24	106	28	367	23	2	5	20	31	10	157	29	44	60	120	61	11	904
2/15/95	0	24	106	28	369	23	2	5	20	31	10	157	29	44	60	120	61	11	906
2/20/95	0	24	106	28	371	23	2	5	20	31	10	157	29	44	60	120	61	11	908
2/25/95	0	24	106	28	375	23	2	5	20	31	10	157	29	44	60	120	61	11	912
3/2/95	0	24	106	28	378	23	2	5	20	31	10	157	29	44	60	120	61	11	915
3/7/95	0	24	106	28	382	23	2	5	20	31	10	157	29	44	60	120	61	11	919
3/12/95	0	24	106	28	387	23	2	5	20	31	10	157	29	44	60	120	61	11	924
3/17/95	0	24	106	28	397	23	2	5	20	31	10	157	29	44	60	120	61	11	934
3/22/95	0	24	106	28	400	23	2	5	20	31	10	157	29	44	60	120	61	11	937
3/27/95	0	24	106	28	406	23	2	5	20	31	10	157	29	44	60	120	61	11	943
4/1/95	0	24	106	28	411	23	2	5	20	31	10	157	29	44	60	120	61	11	948
4/6/95	0	24	106	28	428	23	2	5	20	31	10	157	29	44	60	120	61	11	965
4/11/95	0	24	106	28	428	23	2	5	20	31	10	157	29	44	60	120	61	11	965

NOTES: CC = Compass Call; RJ = Rivet Joint; CS = Commando Solo; ABCCC = Airborne Command and Control Center.